



**ambalaj
KULÜBÜ**

NEW

**FOOD
PACKAGING
CATALOG**





ambalaj KULÜBÜ

E C O - F R I E N D L Y P A C K A G I N G Ç E V R E D O S T U A M B A L A J

Ne üretirseniz üretin,
piyasaya sunmak için mutlaka

AMBALAJA İHTİYACINIZ VAR.

Bildiğiniz gibi sektörümüzün ihtiyaçları çok çeşitli. Pek çok farklı ürün, farklı biçimlerde, farklı satış pazarlama ve sergileme yöntemleri ile piyasaya sürülüyor. Üreticiler bu rekabet ortamında fark yaratmak, öne çıkmak, tercih sebebi olmak için ürünlerinin ambalajına çok önem vermek durumunda.

Pazara sunulan bir ürünün ambalaj türünü içine konacak malzeme nitelikleri, nihai tüketicinin tercihleri, firmaların bütçesi gibi pek çok etkeni göz önüne alarak belirleriz.

İşte biz de sektörün kalbindeki bu en stratejik ve kritik alanda hizmet veriyoruz.

Ambalaj Kulübü olarak sektörümüze yüksek kalitede, üreticinin ihtiyaçlarına ve isteklerine uygun ürünler sunmak için çalışmaktayız.

Ambalaj Kulübü, genellikle üreticilerimizin tercih ettiği PP/PVC/PET+PE /PET/ABS hammadde türevlerini kullanarak, her türlü ambalaj için tabak kap, kapak, blister üretmektedir. Ancak yıllar içinde özellikle gıda sektörünün ihtiyacı olan özel nitelikli tabak ve kapak üretiminde ihtisas sahibi olduk.

Whatever you produce

HAVE TO BE PACKAGED

in order to be presented on the
market.

As you know, our industry's needs are very variable. Many different products are being released in different ways, with different sales and marketing and exhibition methods.

Manufacturers must give much importance to product packaging in order to be preferred, make a difference in this competitive environment and stand out. Type of Packaging of a product offered to the market is determined by taking into account many factors such as the nature of the material according to the final consumer preferences firm's badges.

Here we serve in the heart of the industry which is the most strategic and critical area.

Ambalaj Kulübü manufactures all kinds of plates, cups and lids blister containers for all kinds of packages by using PP/PVC/PET+PE/PET/PS/ABS plastic derivatives often preferred by our manufacturers. However over the years we are specialized in the production of special quality plates and covers especially for the needs of the food industry.



ambalaj KULÜBÜ

Biz Ambalaj Kulübü olarak sektörümüzdeki ihtiyaçlar ile uyumlu yüksek kaliteli ürünler sunmak için çalışıyoruz.

Gıda sektörü diğer sektörlerden ayrı olarak ambalajlarında hijyen, basınca, ısıya, soğuğa dayanıklılık, farklı nitelikte gaz ve ışık geçirgenliği sterilizasyon ve pastörizasyona uygunluk, yıkanabilirlik mikrodalga fırınlarda kullanım, sealing ve peeling gibi özellikler kapsamaktadır. Bu da kaptaki gaz ve sıvı akışkanlığını kontrol eden özel tasarımlar ve yüksek teknik bilgi gerektirmemektedir.

Gıda sektöründe et ve et ürünleri, süt ürünleri, unlu mamülleri, tatlı şekerleme, meze, sos, kurutulmuş gıda, şarküteri, salata, taze ürünler, sucuk-salam, sosis, peynir, dondurma, mantı, yumurta, kapları çok bölmeli kahvaltı ve yemek kapları alanlarında pek çok firma ile birlikte çalışıyoruz.

Ambalaj tabaklarımız tek bölmeli olduğu gibi çok bölmeli olarak da üretilmektedir.

Dondurulmuş gıdalar, hazır yemekler, soğuk sıcak tüketilen gıdalar için farklı ambalaj çözümler üretiyoruz. Müşterilerimizin üretim sürecinde karşılaştıkları sorunları çözmelerinde yardımcı oluyoruz. Gıda sektöründe ambalaj hizmetlerimizin yanı sıra tüketim malzemeleri, nalburiye, hırdavat, medikal ürünler, yedek parça, kırtasiye gibi her türlü ihtiyaca çözüm üretiyoruz. Özellikle bliister denilen ve günümüzde rafların vazgeçilmezi olan ürünlerin ambalajı konusunda oldukça deneyim sahibiyiz.

Ambalaj Kulübü genç, yetenekli dinamik ve hayal sınırları geniş bir firmadır. Çağın gereklerine, piyasa koşullarına, yeni teknolojilere uyumludur. Bütün işlerimizi taahhüt ettiğimiz zamanda teslim etmek firmanın en önemli prensibidir. Siz ürününüzün gereklerine, müşterilerinizin beklentilerine, firmanızın işletimine uygun ambalajı hayal edin, biz gerçekleştirelim.



We, as Ambalaj Kulübü, are working to provide high quality products that comply with the needs of our industry.

Food sector different from other sectors seeks hygiene pressure heat cold resistance different qualities of gas and light transmission sterilization and pasteurization compliance washability usability in microwave ovens sealing and peeling properties in their packaging. It requires special design and high technical knowledge that controls the flow of gas and liquid container.

In the food industry we work together with many companies in meat products dairy products, sausage-salami, hotdog, cheese ice cream ravioli egg container multi-paned breakfast and meal container ideas. Our Packaging plates are produced single or with multi partitions.

We produce different packaging solutions for frozen foods ready meals food consumed hot and cold. We help in solving the problems of our customers in the production process they encounter.

In addition to our packaging service in the food industry we provide solutions such as consumables hardware for another areas, medical products, spare parts, stationary. In particular, we have significant experience in blister which is indispensable for today's shelves regarding packaging products.



PROJE VE TASARIM

Ürününüz ne kadar değerli olursa olsun, hatalı ambalaj sizi zarara uğratır.

Ambalaj Kulübü ambalajınızı projelendirme aşamasından itibaren hizmet vermektedir. Herşeyden önce ürününüzün niteliğini iyi belirlemeli ve ne tip ambalaj ihtiyacınız olacağını belirlemelisiniz. Ürününüz için en doğru malzemeyi tesbit ettikten sonra kılıp tasarımını kullanılacak malzemeye göre maliyet hesabını çıkarmak gerekir. Ambalaj Kulübü sektörümüzün butik çalışan bir firmasıdır. İtlediğiniz plastik ambalaj ürün kalıbınızı isterseniz siz tasarlayın biz üretelim, isterseniz tasarım sürecine katkıda bulunalım. Ürene ait ambalaj kalıbı tasarımı için sektörel bazda çok yüksek teknik ve malzeme bilgisi gereklidir. Ambalaj Kulübü deneyimli kadrosu ve dinamik ekibi ile çözüm ortağınız olarak yanınızdadır.

PROJECT AND DESIGN

Your product is very valuable but wrong packaging can inflict great harm.

Ambalaj Kulübü, provides support services starting from the planning phase of packaging. First of all you have to determine the quality of your product and what type of packaging you need.

After determining the most appropriate packaging material for your product, mold design for your packaging and cost projections based on materials to be used must be evaluated. Ambalaj Kulübü is a company that works as a boutique in our sector. If you want, let us contribute to your design process.

Moreover, within a few days let us submit your prototype according to your opinion. High technical and material of knowledge on the sectoral basis is required for the design of packaging mold of your product. Ambalaj Kulübü becomes your solution partners with a dynamic team as experienced staff.

ET KAPLARI

MEAT CONTAINERS



- PP
- PP/PE
- PPEVOHPP
- PPEVOH/PE

DIMENSIONS / EBAT (mm)			BOX DIMENSION KOLİ EBADI (mm)	UNIT/BOX ADET/KOLİ	<input type="checkbox"/> <input type="checkbox"/> <input type="checkbox"/> <input type="checkbox"/> <input type="checkbox"/> <input type="checkbox"/> <input type="checkbox"/> <input type="checkbox"/> <input type="checkbox"/>
W	L	H			
500	300	125	520x790x320	44	



- PP
- PP/PE
- PPEVOHPP
- PPEVOH/PE

DIMENSIONS / EBAT (mm)			BOX DIMENSION KOLİ EBADI (mm)	UNIT/BOX ADET/KOLİ	<input type="checkbox"/> <input type="checkbox"/> <input type="checkbox"/> <input type="checkbox"/> <input type="checkbox"/> <input type="checkbox"/> <input type="checkbox"/> <input type="checkbox"/> <input type="checkbox"/>
W	L	H			
361	203	85	530x375x415	140	



- PET
- PET/PE
- PETEVOHPE

DIMENSIONS / EBAT (mm)			BOX DIMENSION KOLİ EBADI (mm)	UNIT/BOX ADET/KOLİ	<input type="checkbox"/> <input type="checkbox"/> <input type="checkbox"/> <input type="checkbox"/> <input type="checkbox"/> <input type="checkbox"/> <input type="checkbox"/> <input type="checkbox"/> <input type="checkbox"/>
W	L	H			
430	315	100	550x445x330	65	



- PP
- PP/PE
- PPEVOHPP
- PPEVOH/PE

DIMENSIONS / EBAT (mm)				BOX DIMENSION KOLİ EBADI (mm)	UNIT/BOX ADET/KOLİ	<input type="checkbox"/> <input type="checkbox"/> <input type="checkbox"/> <input type="checkbox"/> <input type="checkbox"/> <input type="checkbox"/> <input type="checkbox"/> <input type="checkbox"/> <input type="checkbox"/>		
W	L	H						
325	265	30	40	50	55	780x550x340	180	



- PP
- PP/PE
- PPEVOHPP
- PPEVOH/PE

DIMENSIONS / EBAT (mm)			BOX DIMENSION KOLİ EBADI (mm)	UNIT/BOX ADET/KOLİ	<input type="checkbox"/> <input type="checkbox"/> <input type="checkbox"/> <input type="checkbox"/> <input type="checkbox"/> <input type="checkbox"/> <input type="checkbox"/> <input type="checkbox"/> <input type="checkbox"/>
W	L	H			
317	261	91	800x550x340	180	




DIMENSIONS / EBAT (mm)			BOX DIMENSION KOLİ EBADI (mm)	UNIT/BOX ADET/KOLİ
W	L	H		
275	175	20:35:40:50	780x570x360	400
		55:63:75:92		

♻️ 5 PP
♻️ 5 PP/PE
♻️ 5 PPEVOH/PP
♻️ 5 PPEVOH/PE




DIMENSIONS / EBAT (mm)			BOX DIMENSION KOLİ EBADI (mm)	UNIT/BOX ADET/KOLİ
W	L	H		
269	195	50:75	600x400x500	200

♻️ 1 PET
♻️ 1 PET/PE
♻️ 1 PPEVOH/PE




DIMENSIONS / EBAT (mm)			BOX DIMENSION KOLİ EBADI (mm)	UNIT/BOX ADET/KOLİ
W	L	H		
268	128	35:50	600x385x575	570

♻️ 5 PP
♻️ 5 PP/PE
♻️ 5 PPEVOH/PP
♻️ 5 PPEVOH/PE




DIMENSIONS / EBAT (mm)			BOX DIMENSION KOLİ EBADI (mm)	UNIT/BOX ADET/KOLİ
W	L	H		
265	180	45	600x400x500	260

♻️ 1 PET
♻️ 1 PET/PE
♻️ 1 PPEVOH/PE




DIMENSIONS / EBAT (mm)			BOX DIMENSION KOLİ EBADI (mm)	UNIT/BOX ADET/KOLİ
W	L	H		
265	175	25:35:40:50	600x385x585	1000

♻️ 1 PET
♻️ 1 PET/PE
♻️ 1 PPEVOH/PE



DIMENSIONS / EBAT (mm)			BOX DIMENSION KOLİ EBADI (mm)	UNIT/BOX ADET/KOLİ
W	L	H		
260	180	45	600x400x500	260

♻️ 1 PET
♻️ 1 PET/PE
♻️ 1 PPEVOH/PE



DIMENSIONS / EBAT (mm)			BOX DIMENSION KOLİ EBADI (mm)	UNIT/BOX ADET/KOLİ
W	L	H		
260	180	55:75	780x570x360	480

♻️ 5 PP
♻️ 5 PP/PE
♻️ 5 PPEVOH/PP
♻️ 5 PPEVOH/PE




DIMENSIONS / EBAT (mm)			BOX DIMENSION KOLİ EBADI (mm)	UNIT/BOX ADET/KOLİ
W	L	H		
260	160	40:55:62:92	600x525x485	420-480


♻️ 5 PP
♻️ 5 PP/PE
♻️ 5 PPEVOH/PP
♻️ 5 PPEVOH/PE




DIMENSIONS / EBAT (mm)			BOX DIMENSION KOLİ EBADI (mm)			UNIT/BOX ADET/KOLİ	♻️ 5 PP
W	L	H	W	L	H		♻️ 5 PP/PE
250	180	40 : 50 : 70	780x570x360			480	♻️ 5 PPEVOH/PP
							♻️ 5 PPEVOH/PE



DIMENSIONS / EBAT (mm)			BOX DIMENSION KOLİ EBADI (mm)			UNIT/BOX ADET/KOLİ	♻️ 1 PET
W	L	H	W	L	H		♻️ 1 PET/PE
232	146	36 : 50	590x380x375			448	♻️ 1 PPEVOH/PE








DIMENSIONS / EBAT (mm)			BOX DIMENSION KOLİ EBADI (mm)			UNIT/BOX ADET/KOLİ	♻️ 5 PP
W	L	H	W	L	H		♻️ 5 PP/PE
230	144	30 : 50 : 60	600x400x460			420	♻️ 5 PPEVOH/PP
							♻️ 5 PPEVOH/PE




ABSORBENT / BONCUKLU

DIMENSIONS / EBAT (mm)			BOX DIMENSION KOLİ EBADI (mm)			UNIT/BOX ADET/KOLİ	♻️ 5 PP
W	L	H	W	L	H		♻️ 5 PP/PE
230	144	50 : 60	600x400x460			420	♻️ 5 PPEVOH/PP
							♻️ 5 PPEVOH/PE








DIMENSIONS / EBAT (mm)						BOX DIMENSION KOLİ EBADI (mm)	UNIT/BOX ADET/KOLİ
W	L	H	40	50	60	600x365x470	288
227	178	80	90	100			






SELF ABSORBENT

DIMENSIONS / EBAT (mm)						BOX DIMENSION KOLİ EBADI (mm)	UNIT/BOX ADET/KOLİ
W	L	H	40	50	60	600x365x470	288
227	178	80	90	100			



MEATBALL



DIMENSIONS / EBAT (mm)						BOX DIMENSION KOLİ EBADI (mm)	UNIT/BOX ADET/KOLİ
W	L	H				600x400x500	368
227	178	50					








DIMENSIONS / EBAT (mm)						BOX DIMENSION KOLİ EBADI (mm)	UNIT/BOX ADET/KOLİ
W	L	H				730x370x325	900
224	133	25					








DIMENSIONS / EBAT (mm)						BOX DIMENSION KOLİ EBADI (mm)	UNIT/BOX ADET/KOLİ
W	L	H	40	50	60	600x400x500	400
205	160	30	40	50	60		








DIMENSIONS / EBAT (mm)						BOX DIMENSION KOLİ EBADI (mm)	UNIT/BOX ADET/KOLİ
W	L	H	30	40	45	790x600x415	800-720
197	155	30	40	45	55		








DIMENSIONS / EBAT (mm)						BOX DIMENSION KOLİ EBADI (mm)	UNIT/BOX ADET/KOLİ
W	L	H	10	15	18	785x595x440	1200-1104
190	144	43	50	55	60		



LINEATED / FEDERLİ






DIMENSIONS / EBAT (mm)						BOX DIMENSION KOLİ EBADI (mm)	UNIT/BOX ADET/KOLİ
W	L	H	30	33	45	785x595x440	1104
190	144	30	33	45	55		



PET
 PET/PE
 PET/EVOH/PE

DIMENSIONS / EBAT (mm)			BOX DIMENSION	UNIT/BOX	<input type="checkbox"/> <input type="checkbox"/> <input type="checkbox"/> <input type="checkbox"/> <input type="checkbox"/> <input type="checkbox"/> <input type="checkbox"/> <input type="checkbox"/> <input type="checkbox"/>
W	L	H	KOLİ EBADI (mm)	ADET/KOLİ	
190	144	55	600x400x500	528-560	<input type="checkbox"/> <input type="checkbox"/> <input type="checkbox"/> <input type="checkbox"/> <input type="checkbox"/> <input type="checkbox"/> <input type="checkbox"/> <input type="checkbox"/> <input type="checkbox"/>
					<input type="checkbox"/> <input type="checkbox"/> <input type="checkbox"/> <input type="checkbox"/> <input type="checkbox"/> <input type="checkbox"/> <input type="checkbox"/> <input type="checkbox"/> <input type="checkbox"/>

PP
 PP/PE
 PP/EVOH/PP
 PP/EVOH/PE

DIMENSIONS / EBAT (mm)			BOX DIMENSION	UNIT/BOX	<input type="checkbox"/> <input type="checkbox"/> <input type="checkbox"/> <input type="checkbox"/> <input type="checkbox"/> <input type="checkbox"/> <input type="checkbox"/> <input type="checkbox"/> <input type="checkbox"/>
W	L	H	KOLİ EBADI (mm)	ADET/KOLİ	
187	137	25	780x575x420	1104-1584	<input type="checkbox"/> <input type="checkbox"/> <input type="checkbox"/> <input type="checkbox"/> <input type="checkbox"/> <input type="checkbox"/> <input type="checkbox"/> <input type="checkbox"/> <input type="checkbox"/>
					<input type="checkbox"/> <input type="checkbox"/> <input type="checkbox"/> <input type="checkbox"/> <input type="checkbox"/> <input type="checkbox"/> <input type="checkbox"/> <input type="checkbox"/> <input type="checkbox"/>

PET
 PET/PE
 PET/EVOH/PE

DIMENSIONS / EBAT (mm)			BOX DIMENSION	UNIT/BOX	<input type="checkbox"/> <input type="checkbox"/> <input type="checkbox"/> <input type="checkbox"/> <input type="checkbox"/> <input type="checkbox"/> <input type="checkbox"/> <input type="checkbox"/> <input type="checkbox"/>
W	L	H	KOLİ EBADI (mm)	ADET/KOLİ	
188	137	25	600x400x500	800	<input type="checkbox"/> <input type="checkbox"/> <input type="checkbox"/> <input type="checkbox"/> <input type="checkbox"/> <input type="checkbox"/> <input type="checkbox"/> <input type="checkbox"/> <input type="checkbox"/>
					<input type="checkbox"/> <input type="checkbox"/> <input type="checkbox"/> <input type="checkbox"/> <input type="checkbox"/> <input type="checkbox"/> <input type="checkbox"/> <input type="checkbox"/> <input type="checkbox"/>

PP
 PP/PE
 PP/EVOH/PP
 PP/EVOH/PE

DIMENSIONS / EBAT (mm)			BOX DIMENSION	UNIT/BOX	<input type="checkbox"/> <input type="checkbox"/> <input type="checkbox"/> <input type="checkbox"/> <input type="checkbox"/> <input type="checkbox"/> <input type="checkbox"/> <input type="checkbox"/> <input type="checkbox"/>
W	L	H	KOLİ EBADI (mm)	ADET/KOLİ	
177	165	34	600x400x500	420	<input type="checkbox"/> <input type="checkbox"/> <input type="checkbox"/> <input type="checkbox"/> <input type="checkbox"/> <input type="checkbox"/> <input type="checkbox"/> <input type="checkbox"/> <input type="checkbox"/>
					<input type="checkbox"/> <input type="checkbox"/> <input type="checkbox"/> <input type="checkbox"/> <input type="checkbox"/> <input type="checkbox"/> <input type="checkbox"/> <input type="checkbox"/> <input type="checkbox"/>

PP
 PP/PE
 PP/EVOH/PP
 PP/EVOH/PE

DIMENSIONS / EBAT (mm)			BOX DIMENSION	UNIT/BOX	<input type="checkbox"/> <input type="checkbox"/> <input type="checkbox"/> <input type="checkbox"/> <input type="checkbox"/> <input type="checkbox"/> <input type="checkbox"/> <input type="checkbox"/> <input type="checkbox"/>
W	L	H	KOLİ EBADI (mm)	ADET/KOLİ	
141	141	40	600x400x500	576	<input type="checkbox"/> <input type="checkbox"/> <input type="checkbox"/> <input type="checkbox"/> <input type="checkbox"/> <input type="checkbox"/> <input type="checkbox"/> <input type="checkbox"/> <input type="checkbox"/>
					<input type="checkbox"/> <input type="checkbox"/> <input type="checkbox"/> <input type="checkbox"/> <input type="checkbox"/> <input type="checkbox"/> <input type="checkbox"/> <input type="checkbox"/> <input type="checkbox"/>

PET KAPAKLAR

PET LIDS




DIMENSIONS / EBAT (mm)		BOX DIMENSION KOLİ EBADI (mm)	UNIT/BOX ADET/KOLİ	
W	L			
187	137	385x405x600	440	



DIMENSIONS / EBAT (mm)		BOX DIMENSION KOLİ EBADI (mm)	UNIT/BOX ADET/KOLİ	
W	L			
190	144	600x385x585	880	



DIMENSIONS / EBAT (mm)		BOX DIMENSION KOLİ EBADI (mm)	UNIT/BOX ADET/KOLİ	
W	L			
227	178	600x365x470	600	



DIMENSIONS / EBAT (mm)		BOX DIMENSION KOLİ EBADI (mm)	UNIT/BOX ADET/KOLİ	
W	L			
275	175	600x365x470	270	



DIMENSIONS / EBAT (mm)		BOX DIMENSION KOLİ EBADI (mm)	UNIT/BOX ADET/KOLİ	
W	L			
325	265	800x550x340	250	

SKIN TABAK





SKIN TRAY



-  PP
-  PP/PE
-  PPEVOH/PP
-  PPEVOH/PE

DIMENSIONS / EBAT (mm)			BOX DIMENSION	UNIT/BOX
W	L	H	KOLİ EBADI (mm)	ADET/KOLİ
190	144	10 15 18	600x400x500	1520-1280



-  PP
-  PP/PE
-  PPEVOH/PP
-  PPEVOH/PE





DIMENSIONS / EBAT (mm)			BOX DIMENSION	UNIT/BOX
W	L	H	KOLİ EBADI (mm)	ADET/KOLİ
227	178	20	600x365x470	320



-  PP
-  PP/PE
-  PPEVOH/PP
-  PPEVOH/PE

DIMENSIONS / EBAT (mm)			BOX DIMENSION	UNIT/BOX
W	L	H	KOLİ EBADI (mm)	ADET/KOLİ
260	180	15 27 35	600x400x500	352



-  PP
-  PP/PE
-  PPEVOH/PP
-  PPEVOH/PE

DIMENSIONS / EBAT (mm)			BOX DIMENSION	UNIT/BOX
W	L	H	KOLİ EBADI (mm)	ADET/KOLİ
240	165	13	490x345x500	510




-  PP
-  PP/PE
-  PPEVOH/PP
-  PPEVOH/PE

DIMENSIONS / EBAT (mm)			BOX DIMENSION	UNIT/BOX
W	L	H	KOLİ EBADI (mm)	ADET/KOLİ
250	180	20	780x570x360	405

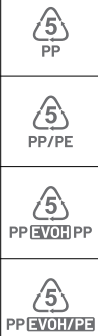
TATLI MEZE




DIMENSIONS / EBAT (mm)			BOX DIMENSION	UNIT/BOX	<input type="checkbox"/> <input type="checkbox"/> <input type="checkbox"/> <input type="checkbox"/> <input type="checkbox"/> <input type="checkbox"/> <input type="checkbox"/> <input type="checkbox"/> <input type="checkbox"/>
W	L	H	KOLİ EBADI (mm)	ADET/KOLİ	
137	96	22 32 50	600x400x500	1620	<input type="checkbox"/> <input type="checkbox"/> <input type="checkbox"/> <input type="checkbox"/> <input type="checkbox"/> <input type="checkbox"/> <input type="checkbox"/> <input type="checkbox"/> <input type="checkbox"/>



DIMENSIONS / EBAT (mm)			BOX DIMENSION	UNIT/BOX	<input type="checkbox"/> <input type="checkbox"/> <input type="checkbox"/> <input type="checkbox"/> <input type="checkbox"/> <input type="checkbox"/> <input type="checkbox"/> <input type="checkbox"/> <input type="checkbox"/>
W	L	H	KOLİ EBADI (mm)	ADET/KOLİ	
110	110	25 35 45 50 67 90	590x355x460	1008	<input type="checkbox"/> <input type="checkbox"/> <input type="checkbox"/> <input type="checkbox"/> <input type="checkbox"/> <input type="checkbox"/> <input type="checkbox"/> <input type="checkbox"/> <input type="checkbox"/>



DIMENSIONS / EBAT (mm)			BOX DIMENSION	UNIT/BOX	<input type="checkbox"/> <input type="checkbox"/> <input type="checkbox"/> <input type="checkbox"/> <input type="checkbox"/> <input type="checkbox"/> <input type="checkbox"/> <input type="checkbox"/> <input type="checkbox"/>
W	L	H	KOLİ EBADI (mm)	ADET/KOLİ	
110	155	40	600x400x500	960	<input type="checkbox"/> <input type="checkbox"/> <input type="checkbox"/> <input type="checkbox"/> <input type="checkbox"/> <input type="checkbox"/> <input type="checkbox"/> <input type="checkbox"/> <input type="checkbox"/>



DIMENSIONS / EBAT (mm)			BOX DIMENSION	UNIT/BOX	<input type="checkbox"/> <input type="checkbox"/> <input type="checkbox"/> <input type="checkbox"/> <input type="checkbox"/> <input type="checkbox"/> <input type="checkbox"/> <input type="checkbox"/> <input type="checkbox"/>
W	L	H	KOLİ EBADI (mm)	ADET/KOLİ	
100	100	40 50	600x400x500	1760	<input type="checkbox"/> <input type="checkbox"/> <input type="checkbox"/> <input type="checkbox"/> <input type="checkbox"/> <input type="checkbox"/> <input type="checkbox"/> <input type="checkbox"/> <input type="checkbox"/>



DIMENSIONS / EBAT (mm)			BOX DIMENSION	UNIT/BOX	<input type="checkbox"/> <input type="checkbox"/> <input type="checkbox"/> <input type="checkbox"/> <input type="checkbox"/> <input type="checkbox"/> <input type="checkbox"/> <input type="checkbox"/> <input type="checkbox"/>
W	L	H	KOLİ EBADI (mm)	ADET/KOLİ	
95	95	45	600x400x500	1700	<input type="checkbox"/> <input type="checkbox"/> <input type="checkbox"/> <input type="checkbox"/> <input type="checkbox"/> <input type="checkbox"/> <input type="checkbox"/> <input type="checkbox"/> <input type="checkbox"/>

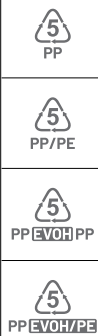


LID KAPAK	DIMENSIONS / EBAT (mm)		BOX DIMENSION	UNIT/BOX
	W	L	KOLİ EBADI (mm)	ADET/KOLİ
	100	100	800x550x340	1050

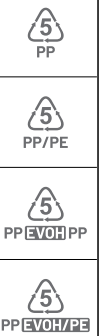
LID KAPAK	DIMENSIONS / EBAT (mm)		BOX DIMENSION	UNIT/BOX
	W	L	KOLİ EBADI (mm)	ADET/KOLİ
	95	95	800x550x340	2000



DIMENSIONS / EBAT (mm)			BOX DIMENSION	UNIT/BOX	<input type="checkbox"/> <input type="checkbox"/> <input type="checkbox"/> <input type="checkbox"/> <input type="checkbox"/> <input type="checkbox"/> <input type="checkbox"/> <input type="checkbox"/> <input type="checkbox"/>
W	L	H	KOLİ EBADI (mm)	ADET/KOLİ	
135	110	55	600x385x585	840	<input type="checkbox"/> <input type="checkbox"/> <input type="checkbox"/> <input type="checkbox"/> <input type="checkbox"/> <input type="checkbox"/> <input type="checkbox"/> <input type="checkbox"/> <input type="checkbox"/>



DIMENSIONS / EBAT (mm)			BOX DIMENSION	UNIT/BOX	<input type="checkbox"/> <input type="checkbox"/> <input type="checkbox"/> <input type="checkbox"/> <input type="checkbox"/> <input type="checkbox"/> <input type="checkbox"/> <input type="checkbox"/> <input type="checkbox"/>
W	L	H	KOLİ EBADI (mm)	ADET/KOLİ	
195	95	42	520x470x535	840	<input type="checkbox"/> <input type="checkbox"/> <input type="checkbox"/> <input type="checkbox"/> <input type="checkbox"/> <input type="checkbox"/> <input type="checkbox"/> <input type="checkbox"/> <input type="checkbox"/>



PP
 PP/PE
 PPEVOHPP
 PPEVOH/PE

DIMENSIONS / EBAT (mm)			BOX DIMENSION KOLİ EBADI (mm)	UNIT/BOX ADET/KOLİ	<input type="checkbox"/>	<input type="checkbox"/>	<input type="checkbox"/>
W	L	H			<input type="checkbox"/>	<input type="checkbox"/>	<input type="checkbox"/>
205	120	50	600x400x500	720	<input type="checkbox"/>	<input type="checkbox"/>	<input type="checkbox"/>

PP
 PP/PE
 PPEVOHPP
 PPEVOH/PE

DIMENSIONS / EBAT (mm)			BOX DIMENSION KOLİ EBADI (mm)	UNIT/BOX ADET/KOLİ	<input type="checkbox"/>	<input type="checkbox"/>	<input type="checkbox"/>
W	L	H			<input type="checkbox"/>	<input type="checkbox"/>	<input type="checkbox"/>
185	90	35	600x400x500	900	<input type="checkbox"/>	<input type="checkbox"/>	<input type="checkbox"/>

PP
 PP/PE
 PPEVOHPP
 PPEVOH/PE

DIMENSIONS / EBAT (mm)			BOX DIMENSION KOLİ EBADI (mm)	UNIT/BOX ADET/KOLİ	<input type="checkbox"/>	<input type="checkbox"/>	<input type="checkbox"/>
W	L	H			<input type="checkbox"/>	<input type="checkbox"/>	<input type="checkbox"/>
195	130	40	785x595x440	1100	<input type="checkbox"/>	<input type="checkbox"/>	<input type="checkbox"/>

DIA / PET

PET
 PET/PE
 PPEVOH/PE

DIMENSIONS / EBAT (mm)		BOX DIMENSION KOLİ EBADI (mm)	UNIT/BOX ADET/KOLİ	<input type="checkbox"/>	<input type="checkbox"/>	<input type="checkbox"/>
W	H			<input type="checkbox"/>	<input type="checkbox"/>	<input type="checkbox"/>
110	30	60x400x500	840	<input type="checkbox"/>	<input type="checkbox"/>	<input type="checkbox"/>

PP
 PP/PE
 PPEVOHPP
 PPEVOH/PE

DIMENSIONS / EBAT (mm)			BOX DIMENSION KOLİ EBADI (mm)	UNIT/BOX ADET/KOLİ	<input type="checkbox"/>	<input type="checkbox"/>	<input type="checkbox"/>
W	L	H			<input type="checkbox"/>	<input type="checkbox"/>	<input type="checkbox"/>
195	140	40	785x595x440	840	<input type="checkbox"/>	<input type="checkbox"/>	<input type="checkbox"/>

DIA

PP
 PP/PE
 PPEVOHPP
 PPEVOH/PE

DIMENSIONS / EBAT (mm)			BOX DIMENSION KOLİ EBADI (mm)	UNIT/BOX ADET/KOLİ	<input type="checkbox"/>	<input type="checkbox"/>	<input type="checkbox"/>
W	H				<input type="checkbox"/>	<input type="checkbox"/>	<input type="checkbox"/>
110	30	35	600x400x500	840	<input type="checkbox"/>	<input type="checkbox"/>	<input type="checkbox"/>

DIA

PP
 PP/PE
 PPEVOHPP
 PPEVOH/PE

DIMENSIONS / EBAT (mm)		BOX DIMENSION KOLİ EBADI (mm)	UNIT/BOX ADET/KOLİ	<input type="checkbox"/>	<input type="checkbox"/>	<input type="checkbox"/>
W	H			<input type="checkbox"/>	<input type="checkbox"/>	<input type="checkbox"/>
140	35	600x400x500	1350	<input type="checkbox"/>	<input type="checkbox"/>	<input type="checkbox"/>


DIA

PP
 PP/PE
 PPEVOHPP
 PPEVOH/PE

DIMENSIONS / EBAT (mm)		BOX DIMENSION KOLİ EBADI (mm)	UNIT/BOX ADET/KOLİ	<input type="checkbox"/>	<input type="checkbox"/>	<input type="checkbox"/>
W	H			<input type="checkbox"/>	<input type="checkbox"/>	<input type="checkbox"/>
170	30	600x400x500	360	<input type="checkbox"/>	<input type="checkbox"/>	<input type="checkbox"/>



DIMENSIONS / EBAT (mm)			BOX DIMENSION KOLİ EBADI (mm)	UNIT/BOX ADET/KOLİ	Color Selection		
W	L	H			White	Yellow	Red
127	127	30	600x400x500	1200	Green	Blue	Dark Blue



DIMENSIONS / EBAT (mm)			BOX DIMENSION KOLİ EBADI (mm)	UNIT/BOX ADET/KOLİ	Color Selection		
W	L	H			White	Yellow	Red
127	127		600x400x500	1080	Green	Blue	Dark Blue



DIMENSIONS / EBAT (mm)			BOX DIMENSION KOLİ EBADI (mm)	UNIT/BOX ADET/KOLİ	Color Selection		
W	L	H			White	Yellow	Red
125	125	45	600x400x500	1080	Green	Blue	Dark Blue



HAZIR YEMEK KAPLARI

READY MEAL CONTAINERS



DIMENSIONS / EBAT (mm)					BOX DIMENSION KOLİ EBADI (mm)	UNIT/BOX ADET/KOLİ	Color Selection		
W	H						White	Yellow	Red
115	30	40	50	75	600x400x500	1050-800	Green	Blue	Dark Blue



DIMENSIONS / EBAT (mm)		BOX DIMENSION KOLİ EBADI (mm)	UNIT/BOX ADET/KOLİ	Color Selection		
Ø	H			White	Yellow	Red
115	75	440x250x600	1000	Green	Blue	Dark Blue



DIA

5 PP
5 PP/PE
5 PP(EVOH)PP
5 PP(EVOH)/PE

DIMENSIONS / EBAT (mm)			BOX DIMENSION KOLİ EBADI (mm)	UNIT/BOX ADET/KOLİ
W	H			
132	50		600x385x585	720



DIA

5 PP
5 PP/PE
5 PP(EVOH)PP
5 PP(EVOH)/PE


DIMENSIONS / EBAT (mm)			BOX DIMENSION KOLİ EBADI (mm)	UNIT/BOX ADET/KOLİ
W	H			
150	48		610x330x460	500



DIA

5 PP
5 PP/PE
5 PP(EVOH)PP
5 PP(EVOH)/PE


DIMENSIONS / EBAT (mm)			BOX DIMENSION KOLİ EBADI (mm)	UNIT/BOX ADET/KOLİ
W	H			
150	40		600x385x590	560



LID / ÖZEL KAPAK

1 PET

DIMENSIONS / EBAT (mm)			BOX DIMENSION KOLİ EBADI (mm)	UNIT/BOX ADET/KOLİ
W	L			
325	265		800x500x340	250



5 COMP. / 5 BÖLME

5 PP
5 PP/PE
5 PP(EVOH)PP
5 PP(EVOH)/PE


DIMENSIONS / EBAT (mm)				BOX DIMENSION KOLİ EBADI (mm)	UNIT/BOX ADET/KOLİ
W	L	H			
325	265	35	600x320x450	100	



5 COMP. / 5 BÖLME

5 PP


DIMENSIONS / EBAT (mm)			BOX DIMENSION KOLİ EBADI (mm)	UNIT/BOX ADET/KOLİ
W	L	H		
325	265	35	600x320x450	100



4 COMP. / 4 BÖLME

5 PP

DIMENSIONS / EBAT (mm)			BOX DIMENSION KOLİ EBADI (mm)	UNIT/BOX ADET/KOLİ
W	L	H		
325	265	35	600x320x450	100



AK3000

5 PP

DIMENSIONS / EBAT (mm)				BOX DIMENSION KOLİ EBADI (mm)	UNIT/BOX ADET/KOLİ
W	L	H			
315	220	70	785x595x440	150	



2 COMP. / 2 BÖLMELİ

DIMENSIONS / EBAT (mm)			BOX DIMENSION KOLİ EBADI (mm)	UNIT/BOX ADET/KOLİ	<input type="checkbox"/> <input type="checkbox"/> <input type="checkbox"/> <input type="checkbox"/> <input type="checkbox"/> <input type="checkbox"/> <input type="checkbox"/> <input type="checkbox"/> <input type="checkbox"/>
W	L	H			
227	178	43	600x365x470	480	



3 COMP. / 3 BÖLME

DIMENSIONS / EBAT (mm)			BOX DIMENSION KOLİ EBADI (mm)	UNIT/BOX ADET/KOLİ	<input type="checkbox"/> <input type="checkbox"/> <input type="checkbox"/> <input type="checkbox"/> <input type="checkbox"/> <input type="checkbox"/> <input type="checkbox"/> <input type="checkbox"/> <input type="checkbox"/>
W	L	H			
227	178	43	600x365x480	480	



2 COMP. / 2 BÖLME

DIMENSIONS / EBAT (mm)			BOX DIMENSION KOLİ EBADI (mm)	UNIT/BOX ADET/KOLİ	<input type="checkbox"/> <input type="checkbox"/> <input type="checkbox"/> <input type="checkbox"/> <input type="checkbox"/> <input type="checkbox"/> <input type="checkbox"/> <input type="checkbox"/> <input type="checkbox"/>
W	L	H			
227	178	45	600x365x470	640	



6 COMP. / 6 BÖLMELİ

DIMENSIONS / EBAT (mm)			BOX DIMENSION KOLİ EBADI (mm)	UNIT/BOX ADET/KOLİ	<input type="checkbox"/> <input type="checkbox"/> <input type="checkbox"/> <input type="checkbox"/> <input type="checkbox"/> <input type="checkbox"/> <input type="checkbox"/> <input type="checkbox"/> <input type="checkbox"/>
W	L	H			
227	178	43	600x365x470	480	



3 COMP. / 3 BÖLME

DIMENSIONS / EBAT (mm)			BOX DIMENSION KOLİ EBADI (mm)	UNIT/BOX ADET/KOLİ	<input type="checkbox"/> <input type="checkbox"/> <input type="checkbox"/> <input type="checkbox"/> <input type="checkbox"/> <input type="checkbox"/> <input type="checkbox"/> <input type="checkbox"/> <input type="checkbox"/>
W	L	H			
227	178	45	600x365x470	640	



2 COMP. / 2 BÖLME

DIMENSIONS / EBAT (mm)			BOX DIMENSION KOLİ EBADI (mm)	UNIT/BOX ADET/KOLİ	<input type="checkbox"/> <input type="checkbox"/> <input type="checkbox"/> <input type="checkbox"/> <input type="checkbox"/> <input type="checkbox"/> <input type="checkbox"/> <input type="checkbox"/> <input type="checkbox"/>
W	L	H			
230	190	50	590x390x475	400	



3 COMP. / 3 BÖLME

DIMENSIONS / EBAT (mm)			BOX DIMENSION KOLİ EBADI (mm)	UNIT/BOX ADET/KOLİ	<input type="checkbox"/> <input type="checkbox"/> <input type="checkbox"/> <input type="checkbox"/> <input type="checkbox"/> <input type="checkbox"/> <input type="checkbox"/> <input type="checkbox"/> <input type="checkbox"/>
W	L	H			
230	190	50	590x390x475	400	



3 COMP. ELLIPSE / 3 BÖLMELİ ELİPS

DIMENSIONS / EBAT (mm)			BOX DIMENSION KOLİ EBADI (mm)	UNIT/BOX ADET/KOLİ	<input type="checkbox"/> <input type="checkbox"/> <input type="checkbox"/> <input type="checkbox"/> <input type="checkbox"/> <input type="checkbox"/> <input type="checkbox"/> <input type="checkbox"/> <input type="checkbox"/>
W	L	H			
238	238	43	785x490x490	800	

HAZIR YEMEK KAPLARI



READY MEAL CONTAINERS



2 COMP. 2 BÖLME

DIMENSIONS / EBAT (mm)			BOX DIMENSION KOLİ EBADI (mm)	UNIT/BOX ADET/KOLİ	<input type="checkbox"/>	<input type="checkbox"/>	<input type="checkbox"/>
W	L	H			<input type="checkbox"/>	<input type="checkbox"/>	<input type="checkbox"/>
197	155	40	790x600x415	900	<input type="checkbox"/>	<input type="checkbox"/>	<input type="checkbox"/>

Recycling symbols: PP, PP/PE, PPEVOH/PP, PPEVOH/PE



DIMENSIONS / EBAT (mm)			BOX DIMENSION KOLİ EBADI (mm)	UNIT/BOX ADET/KOLİ	<input type="checkbox"/>	<input type="checkbox"/>	<input type="checkbox"/>
W	L	H			<input type="checkbox"/>	<input type="checkbox"/>	<input type="checkbox"/>
197	155	43	790x600x415	864	<input type="checkbox"/>	<input type="checkbox"/>	<input type="checkbox"/>

Recycling symbols: PP, PP/PE, PPEVOH/PP, PPEVOH/PE



DIMENSIONS / EBAT (mm)			BOX DIMENSION KOLİ EBADI (mm)	UNIT/BOX ADET/KOLİ	<input type="checkbox"/>	<input type="checkbox"/>	<input type="checkbox"/>
W	L	H			<input type="checkbox"/>	<input type="checkbox"/>	<input type="checkbox"/>
116	161	26	600x400x500	720	<input type="checkbox"/>	<input type="checkbox"/>	<input type="checkbox"/>


Recycling symbols: PP, PP/PE, PPEVOH/PP, PPEVOH/PE



KAPAK / LID

DIMENSIONS / EBAT (mm)		BOX DIMENSION KOLİ EBADI (mm)	UNIT/BOX ADET/KOLİ	<input type="checkbox"/>	<input type="checkbox"/>	<input type="checkbox"/>
W	L			<input type="checkbox"/>	<input type="checkbox"/>	<input type="checkbox"/>
116	161	600x400x500	1000	<input type="checkbox"/>	<input type="checkbox"/>	<input type="checkbox"/>

Recycling symbol: PET



KAPAK / LID

DIMENSIONS / EBAT (mm)		BOX DIMENSION KOLİ EBADI (mm)	UNIT/BOX ADET/KOLİ	<input type="checkbox"/>	<input type="checkbox"/>	<input type="checkbox"/>
W	L			<input type="checkbox"/>	<input type="checkbox"/>	<input type="checkbox"/>
155	110	600x385x585	830	<input type="checkbox"/>	<input type="checkbox"/>	<input type="checkbox"/>

Recycling symbol: PET



OVAL / ELLIPSE

DIMENSIONS / EBAT (mm)			BOX DIMENSION KOLİ EBADI (mm)	UNIT/BOX ADET/KOLİ	<input type="checkbox"/>	<input type="checkbox"/>	<input type="checkbox"/>
W	L	H			<input type="checkbox"/>	<input type="checkbox"/>	<input type="checkbox"/>
155	110	28	35	43	600x385x585	830-700	<input type="checkbox"/>

Recycling symbols: PP, PP/PE, PPEVOH/PP, PPEVOH/PE



DIMENSIONS / EBAT (mm)			BOX DIMENSION KOLİ EBADI (mm)	UNIT/BOX ADET/KOLİ	<input type="checkbox"/>	<input type="checkbox"/>	<input type="checkbox"/>	
W	L	H			<input type="checkbox"/>	<input type="checkbox"/>	<input type="checkbox"/>	
177	122	30	40	55	70	375x560x505	800	<input type="checkbox"/>


Recycling symbols: PP, PP/PE, PPEVOH/PP, PPEVOH/PE



KAPAK / LID

DIMENSIONS / EBAT (mm)		BOX DIMENSION KOLİ EBADI (mm)	UNIT/BOX ADET/KOLİ	<input type="checkbox"/>	<input type="checkbox"/>	<input type="checkbox"/>
W	L			<input type="checkbox"/>	<input type="checkbox"/>	<input type="checkbox"/>
172	122	600x385x585	800	<input type="checkbox"/>	<input type="checkbox"/>	<input type="checkbox"/>

Recycling symbol: PP



KAPAK / LID



DIMENSIONS / EBAT (mm)			BOX DIMENSION KOLİ EBADI (mm)	UNIT/BOX ADET/KOLİ
W	L	H		
172	122		520x355x350	600



DIMENSIONS / EBAT (mm)			BOX DIMENSION KOLİ EBADI (mm)	UNIT/BOX ADET/KOLİ
W	L	H		
192	192	25-30-32	800x400x400	600



DIMENSIONS / EBAT (mm)				BOX DIMENSION KOLİ EBADI (mm)	UNIT/BOX ADET/KOLİ
W	L	H			
117	177	30	35 40 50	600x385x585	880



DIMENSIONS / EBAT (mm)			BOX DIMENSION KOLİ EBADI (mm)	UNIT/BOX ADET/KOLİ
W	L	H		
205	135	35	600x365x470	550



DIMENSIONS / EBAT (mm)			BOX DIMENSION KOLİ EBADI (mm)	UNIT/BOX ADET/KOLİ
W	L	H		
260	160	45	800x600x495	1620




KURUYEMİŞ KAPLARI

NUTS CONTAINERS




5 COMPONENT 5 BÖLMELİ	BOX DIMENSION KOLİ EBADI (mm)	UNIT/BOX ADET/KOLİ
Ø:230mm h:50mm	600x460x470	500



Y 220 LID Y 220 KAPAK	BOX DIMENSION KOLİ EBADI (mm)	UNIT/BOX ADET/KOLİ
	465x465x480	400



Y 220 3 COMP. Y 220 3 BÖLMELİ	BOX DIMENSION KOLİ EBADI (mm)	UNIT/BOX ADET/KOLİ
	445x385x445	400









Y 220 4 COMP. Y 220 4 BÖLMELİ	BOX DIMENSION KOLİ EBADI (mm)	UNIT/BOX ADET/KOLİ
	445x385x445	400





		  			
				BOX DIMENSION KOLİ EBADI (mm)	UNIT/BOX ADET/KOLİ
				445x385x445	400
Y 220 6 COMP. Y 220 6 BÖLMELİ	BOX DIMENSION KOLİ EBADI (mm)	UNIT/BOX ADET/KOLİ	<input type="checkbox"/> <input type="checkbox"/> <input type="checkbox"/> <input type="checkbox"/> <input type="checkbox"/> <input type="checkbox"/> <input type="checkbox"/> <input type="checkbox"/> <input type="checkbox"/>		
	445x385x445	400	<input type="checkbox"/> <input type="checkbox"/> <input type="checkbox"/> <input type="checkbox"/> <input type="checkbox"/> <input type="checkbox"/>		

		  			
				BOX DIMENSION KOLİ EBADI (mm)	UNIT/BOX ADET/KOLİ
				445x385x445	400
Y 220 MULTI Y 220 MULTI	BOX DIMENSION KOLİ EBADI (mm)	UNIT/BOX ADET/KOLİ	<input type="checkbox"/> <input type="checkbox"/> <input type="checkbox"/> <input type="checkbox"/> <input type="checkbox"/> <input type="checkbox"/> <input type="checkbox"/> <input type="checkbox"/> <input type="checkbox"/>		
	445x385x445	400	<input type="checkbox"/> <input type="checkbox"/> <input type="checkbox"/> <input type="checkbox"/> <input type="checkbox"/> <input type="checkbox"/>		





					
				BOX DIMENSION KOLİ EBADI (mm)	UNIT/BOX ADET/KOLİ
				360x320x540	300
DIA 172 COMP. DIA 172 KAPAK	BOX DIMENSION KOLİ EBADI (mm)	UNIT/BOX ADET/KOLİ	<input type="checkbox"/> <input type="checkbox"/> <input type="checkbox"/> <input type="checkbox"/> <input type="checkbox"/> <input type="checkbox"/> <input type="checkbox"/> <input type="checkbox"/> <input type="checkbox"/>		
	360x320x540	300	<input type="checkbox"/> <input type="checkbox"/> <input type="checkbox"/> <input type="checkbox"/> <input type="checkbox"/> <input type="checkbox"/>		

		  				
				DIMENSIONS / EBAT (mm)	BOX DIMENSION KOLİ EBADI (mm)	UNIT/BOX ADET/KOLİ
				<table border="1"> <tr> <th>Ø</th> <th>H</th> </tr> <tr> <td>172</td> <td>30 45 55 65 70 75</td> </tr> </table>	Ø	H
Ø	H					
172	30 45 55 65 70 75					
DIA	DIMENSIONS / EBAT (mm)	BOX DIMENSION KOLİ EBADI (mm)	UNIT/BOX ADET/KOLİ	<input type="checkbox"/> <input type="checkbox"/> <input type="checkbox"/> <input type="checkbox"/> <input type="checkbox"/> <input type="checkbox"/> <input type="checkbox"/> <input type="checkbox"/> <input type="checkbox"/>		
	Ø H	550x340x520	360	<input type="checkbox"/> <input type="checkbox"/> <input type="checkbox"/> <input type="checkbox"/> <input type="checkbox"/> <input type="checkbox"/>		

					
				BOX DIMENSION KOLİ EBADI (mm)	UNIT/BOX ADET/KOLİ
				360x320x540	300
DIA 172 LID - SPECIAL DIA 172 KAPAK-ÖZEL	BOX DIMENSION KOLİ EBADI (mm)	UNIT/BOX ADET/KOLİ	<input type="checkbox"/> <input type="checkbox"/> <input type="checkbox"/> <input type="checkbox"/> <input type="checkbox"/> <input type="checkbox"/> <input type="checkbox"/> <input type="checkbox"/> <input type="checkbox"/>		
	360x320x540	300	<input type="checkbox"/> <input type="checkbox"/> <input type="checkbox"/> <input type="checkbox"/> <input type="checkbox"/> <input type="checkbox"/>		

		  			
				BOX DIMENSION KOLİ EBADI (mm)	UNIT/BOX ADET/KOLİ
				520x355x350	1080
DIA 172 3 COMP. DIA 172 3 BÖLMELİ	BOX DIMENSION KOLİ EBADI (mm)	UNIT/BOX ADET/KOLİ	<input type="checkbox"/> <input type="checkbox"/> <input type="checkbox"/> <input type="checkbox"/> <input type="checkbox"/> <input type="checkbox"/> <input type="checkbox"/> <input type="checkbox"/> <input type="checkbox"/>		
	520x355x350	1080	<input type="checkbox"/> <input type="checkbox"/> <input type="checkbox"/> <input type="checkbox"/> <input type="checkbox"/> <input type="checkbox"/>		

					
				BOX DIMENSION KOLİ EBADI (mm)	UNIT/BOX ADET/KOLİ
				600x400x500	1600
DIA 115 LID DIA 115 KAPAK	BOX DIMENSION KOLİ EBADI (mm)	UNIT/BOX ADET/KOLİ	<input type="checkbox"/> <input type="checkbox"/> <input type="checkbox"/> <input type="checkbox"/> <input type="checkbox"/> <input type="checkbox"/> <input type="checkbox"/> <input type="checkbox"/> <input type="checkbox"/>		
	600x400x500	1600	<input type="checkbox"/> <input type="checkbox"/> <input type="checkbox"/> <input type="checkbox"/> <input type="checkbox"/> <input type="checkbox"/>		


		  				
				DIMENSIONS / EBAT (mm)	BOX DIMENSION KOLİ EBADI (mm)	UNIT/BOX ADET/KOLİ
				<table border="1"> <tr> <th>Ø</th> <th>H</th> </tr> <tr> <td>115</td> <td>55 65 75</td> </tr> </table>	Ø	H
Ø	H					
115	55 65 75					
DIA	DIMENSIONS / EBAT (mm)	BOX DIMENSION KOLİ EBADI (mm)	UNIT/BOX ADET/KOLİ	<input type="checkbox"/> <input type="checkbox"/> <input type="checkbox"/> <input type="checkbox"/> <input type="checkbox"/> <input type="checkbox"/> <input type="checkbox"/> <input type="checkbox"/> <input type="checkbox"/>		
	Ø H	600x400x500	800	<input type="checkbox"/> <input type="checkbox"/> <input type="checkbox"/> <input type="checkbox"/> <input type="checkbox"/> <input type="checkbox"/>		



LID / KAPAK

DIMENSIONS / EBAT (mm)		BOX DIMENSION KOLİ EBADI (mm)	UNIT/BOX ADET/KOLİ	<input type="checkbox"/>	<input type="checkbox"/>	<input type="checkbox"/>
W	L			<input type="checkbox"/>	<input type="checkbox"/>	<input type="checkbox"/>
158	113	600x400x340	1000	<input type="checkbox"/>	<input type="checkbox"/>	<input type="checkbox"/>

PET



DIMENSIONS / EBAT (mm)			BOX DIMENSION KOLİ EBADI (mm)	UNIT/BOX ADET/KOLİ	<input type="checkbox"/>	<input type="checkbox"/>	<input type="checkbox"/>		
W	L	H			<input type="checkbox"/>	<input type="checkbox"/>	<input type="checkbox"/>		
158	113	20	33	45	600x340x480	1000	<input type="checkbox"/>	<input type="checkbox"/>	<input type="checkbox"/>


PET
PET/PE
PET/VOH/PE



LID / KAPAK

DIMENSIONS / EBAT (mm)		BOX DIMENSION KOLİ EBADI (mm)	UNIT/BOX ADET/KOLİ	<input type="checkbox"/>	<input type="checkbox"/>	<input type="checkbox"/>
W	L			<input type="checkbox"/>	<input type="checkbox"/>	<input type="checkbox"/>
140	110	600x400x500	900	<input type="checkbox"/>	<input type="checkbox"/>	<input type="checkbox"/>

PET



DIMENSIONS / EBAT (mm)			BOX DIMENSION KOLİ EBADI (mm)	UNIT/BOX ADET/KOLİ	<input type="checkbox"/>	<input type="checkbox"/>	<input type="checkbox"/>	
W	L	H			<input type="checkbox"/>	<input type="checkbox"/>	<input type="checkbox"/>	
140	110	50	70	600x400x500	1080	<input type="checkbox"/>	<input type="checkbox"/>	<input type="checkbox"/>


PET
PET/PE
PET/VOH/PE



LID - ELLIPTICAL / KAPAK - OVAL

DIMENSIONS / EBAT (mm)		BOX DIMENSION KOLİ EBADI (mm)	UNIT/BOX ADET/KOLİ	<input type="checkbox"/>	<input type="checkbox"/>	<input type="checkbox"/>
W	L			<input type="checkbox"/>	<input type="checkbox"/>	<input type="checkbox"/>
140	95	590x330x400	1160	<input type="checkbox"/>	<input type="checkbox"/>	<input type="checkbox"/>


PET



ELLIPSE - OVAL

DIMENSIONS / EBAT (mm)			BOX DIMENSION KOLİ EBADI (mm)	UNIT/BOX ADET/KOLİ	<input type="checkbox"/>	<input type="checkbox"/>	<input type="checkbox"/>
W	L	H			<input type="checkbox"/>	<input type="checkbox"/>	<input type="checkbox"/>
140	95	55	590x330x380	1160	<input type="checkbox"/>	<input type="checkbox"/>	<input type="checkbox"/>


PET
PET/PE
PET/VOH/PE



LID - KAPAK


DIMENSIONS / EBAT (mm)		BOX DIMENSION KOLİ EBADI (mm)	UNIT/BOX ADET/KOLİ	<input type="checkbox"/>	<input type="checkbox"/>	<input type="checkbox"/>
W	L			<input type="checkbox"/>	<input type="checkbox"/>	<input type="checkbox"/>
188	90	380x400x500	500	<input type="checkbox"/>	<input type="checkbox"/>	<input type="checkbox"/>

PET




DIMENSIONS / EBAT (mm)			BOX DIMENSION KOLİ EBADI (mm)	UNIT/BOX ADET/KOLİ	<input type="checkbox"/>	<input type="checkbox"/>	<input type="checkbox"/>		
W	L	H			<input type="checkbox"/>	<input type="checkbox"/>	<input type="checkbox"/>		
188	90	20	30	40	555x390x480	1000	<input type="checkbox"/>	<input type="checkbox"/>	<input type="checkbox"/>

PET
PET/PE
PET/VOH/PE



PET
PET/PE
PET/VOH/PE


DIMENSIONS / EBAT (mm)			BOX DIMENSION KOLİ EBADI (mm)	UNIT/BOX ADET/KOLİ	<input type="checkbox"/> <input type="checkbox"/> <input type="checkbox"/> <input type="checkbox"/> <input type="checkbox"/> <input type="checkbox"/> <input type="checkbox"/> <input type="checkbox"/> <input type="checkbox"/>
W	L	H			
110	110	67	600x400x500	530	<input type="checkbox"/> <input type="checkbox"/> <input type="checkbox"/> <input type="checkbox"/> <input type="checkbox"/> <input type="checkbox"/> <input type="checkbox"/> <input type="checkbox"/> <input type="checkbox"/>



KAPAK / LID

PET

DIMENSIONS / EBAT (mm)			BOX DIMENSION KOLİ EBADI (mm)	UNIT/BOX ADET/KOLİ	<input type="checkbox"/> <input type="checkbox"/> <input type="checkbox"/> <input type="checkbox"/> <input type="checkbox"/> <input type="checkbox"/> <input type="checkbox"/> <input type="checkbox"/> <input type="checkbox"/>
W	L	H			
110	110		600x385x585	800	<input type="checkbox"/> <input type="checkbox"/> <input type="checkbox"/> <input type="checkbox"/> <input type="checkbox"/> <input type="checkbox"/> <input type="checkbox"/> <input type="checkbox"/> <input type="checkbox"/>



KK BKH 45

PET

DIMENSIONS / EBAT (mm)			BOX DIMENSION KOLİ EBADI (mm)	UNIT/BOX ADET/KOLİ	<input type="checkbox"/> <input type="checkbox"/> <input type="checkbox"/> <input type="checkbox"/> <input type="checkbox"/> <input type="checkbox"/> <input type="checkbox"/> <input type="checkbox"/> <input type="checkbox"/>
W	L	H			
190	100	50	670x265x510	520	<input type="checkbox"/> <input type="checkbox"/> <input type="checkbox"/> <input type="checkbox"/> <input type="checkbox"/> <input type="checkbox"/> <input type="checkbox"/> <input type="checkbox"/> <input type="checkbox"/>



GARLAND K.K.

PET

DIMENSIONS / EBAT (mm)			BOX DIMENSION KOLİ EBADI (mm)	UNIT/BOX ADET/KOLİ	<input type="checkbox"/> <input type="checkbox"/> <input type="checkbox"/> <input type="checkbox"/> <input type="checkbox"/> <input type="checkbox"/> <input type="checkbox"/> <input type="checkbox"/> <input type="checkbox"/>
W	L	H			
			600x400x500	720	<input type="checkbox"/> <input type="checkbox"/> <input type="checkbox"/> <input type="checkbox"/> <input type="checkbox"/> <input type="checkbox"/> <input type="checkbox"/> <input type="checkbox"/> <input type="checkbox"/>



GARLAND 200

PET


DIMENSIONS / EBAT (mm)			BOX DIMENSION KOLİ EBADI (mm)	UNIT/BOX ADET/KOLİ	<input type="checkbox"/> <input type="checkbox"/> <input type="checkbox"/> <input type="checkbox"/> <input type="checkbox"/> <input type="checkbox"/> <input type="checkbox"/> <input type="checkbox"/> <input type="checkbox"/>
W	L	H			
			550x415x315	1080	<input type="checkbox"/> <input type="checkbox"/> <input type="checkbox"/> <input type="checkbox"/> <input type="checkbox"/> <input type="checkbox"/> <input type="checkbox"/> <input type="checkbox"/> <input type="checkbox"/>



GARLAND 400


PET

DIMENSIONS / EBAT (mm)			BOX DIMENSION KOLİ EBADI (mm)	UNIT/BOX ADET/KOLİ	<input type="checkbox"/> <input type="checkbox"/> <input type="checkbox"/> <input type="checkbox"/> <input type="checkbox"/> <input type="checkbox"/> <input type="checkbox"/> <input type="checkbox"/> <input type="checkbox"/>
W	L	H			
			470x400x415	810	<input type="checkbox"/> <input type="checkbox"/> <input type="checkbox"/> <input type="checkbox"/> <input type="checkbox"/> <input type="checkbox"/> <input type="checkbox"/> <input type="checkbox"/> <input type="checkbox"/>



PET
PET/PE
PET/VOH/PE

DIMENSIONS / EBAT (mm)			BOX DIMENSION KOLİ EBADI (mm)	UNIT/BOX ADET/KOLİ	<input type="checkbox"/> <input type="checkbox"/> <input type="checkbox"/> <input type="checkbox"/> <input type="checkbox"/> <input type="checkbox"/> <input type="checkbox"/> <input type="checkbox"/> <input type="checkbox"/>
W	L	H			
225	225	105	740x460x460	264	<input type="checkbox"/> <input type="checkbox"/> <input type="checkbox"/> <input type="checkbox"/> <input type="checkbox"/> <input type="checkbox"/> <input type="checkbox"/> <input type="checkbox"/> <input type="checkbox"/>



PET
PET/PE
PET/VOH/PE

DIMENSIONS / EBAT (mm)			BOX DIMENSION KOLİ EBADI (mm)	UNIT/BOX ADET/KOLİ	<input type="checkbox"/> <input type="checkbox"/> <input type="checkbox"/> <input type="checkbox"/> <input type="checkbox"/> <input type="checkbox"/> <input type="checkbox"/> <input type="checkbox"/> <input type="checkbox"/>
W	L	H			
140	105	25	475x420x290	1350	<input type="checkbox"/> <input type="checkbox"/> <input type="checkbox"/> <input type="checkbox"/> <input type="checkbox"/> <input type="checkbox"/> <input type="checkbox"/> <input type="checkbox"/> <input type="checkbox"/>

PASTA KAPLARI

CAKE CONTAINERS





YP 170	BOX DIMENSION KOLİ EBADI (mm)	UNIT/BOX ADET/KOLİ	<input type="checkbox"/> <input type="checkbox"/> <input type="checkbox"/>
H	600x430x435	200	<input type="checkbox"/> <input type="checkbox"/> <input type="checkbox"/>
55 75 90 110			<input type="checkbox"/> <input type="checkbox"/> <input type="checkbox"/>



YP 190	BOX DIMENSION KOLİ EBADI (mm)	UNIT/BOX ADET/KOLİ	<input type="checkbox"/> <input type="checkbox"/> <input type="checkbox"/>
H	670x265x510	150	<input type="checkbox"/> <input type="checkbox"/> <input type="checkbox"/>
80			<input type="checkbox"/> <input type="checkbox"/> <input type="checkbox"/>



YP 225	BOX DIMENSION KOLİ EBADI (mm)	UNIT/BOX ADET/KOLİ	<input type="checkbox"/> <input type="checkbox"/> <input type="checkbox"/>
H	670x265x510	100	<input type="checkbox"/> <input type="checkbox"/> <input type="checkbox"/>
90 110 130			<input type="checkbox"/> <input type="checkbox"/> <input type="checkbox"/>




YP 255	BOX DIMENSION KOLİ EBADI (mm)	UNIT/BOX ADET/KOLİ	<input type="checkbox"/> <input type="checkbox"/> <input type="checkbox"/>
H	680x305x600	100	<input type="checkbox"/> <input type="checkbox"/> <input type="checkbox"/>
120 130			<input type="checkbox"/> <input type="checkbox"/> <input type="checkbox"/>



YP 270	BOX DIMENSION KOLİ EBADI (mm)	UNIT/BOX ADET/KOLİ	<input type="checkbox"/> <input type="checkbox"/> <input type="checkbox"/>
H	680x320x615	100	<input type="checkbox"/> <input type="checkbox"/> <input type="checkbox"/>
80 110 130			<input type="checkbox"/> <input type="checkbox"/> <input type="checkbox"/>




YP 300	BOX DIMENSION KOLİ EBADI (mm)	UNIT/BOX ADET/KOLİ	<input type="checkbox"/> <input type="checkbox"/> <input type="checkbox"/>
H	700x340x660	100	<input type="checkbox"/> <input type="checkbox"/> <input type="checkbox"/>
110 120			<input type="checkbox"/> <input type="checkbox"/> <input type="checkbox"/>




DP 200	BOX DIMENSION KOLİ EBADI (mm)	UNIT/BOX ADET/KOLİ	<input type="checkbox"/>	<input type="checkbox"/>	<input type="checkbox"/>
H			<input type="checkbox"/>	<input type="checkbox"/>	<input type="checkbox"/>
105			<input type="checkbox"/>	<input type="checkbox"/>	<input type="checkbox"/>
	590x370x505	200	<input type="checkbox"/>	<input type="checkbox"/>	<input type="checkbox"/>

PET



DP250	BOX DIMENSION KOLİ EBADI (mm)	UNIT/BOX ADET/KOLİ	<input type="checkbox"/>	<input type="checkbox"/>	<input type="checkbox"/>
H			<input type="checkbox"/>	<input type="checkbox"/>	<input type="checkbox"/>
60			<input type="checkbox"/>	<input type="checkbox"/>	<input type="checkbox"/>
	565x275x625	200	<input type="checkbox"/>	<input type="checkbox"/>	<input type="checkbox"/>

PET




DP 300	BOX DIMENSION KOLİ EBADI (mm)	UNIT/BOX ADET/KOLİ	<input type="checkbox"/>	<input type="checkbox"/>	<input type="checkbox"/>
H			<input type="checkbox"/>	<input type="checkbox"/>	<input type="checkbox"/>
105			<input type="checkbox"/>	<input type="checkbox"/>	<input type="checkbox"/>
	580x390x360	100	<input type="checkbox"/>	<input type="checkbox"/>	<input type="checkbox"/>

PET




YP 200 KK	BOX DIMENSION KOLİ EBADI (mm)	UNIT/BOX ADET/KOLİ	<input type="checkbox"/>	<input type="checkbox"/>	<input type="checkbox"/>
			<input type="checkbox"/>	<input type="checkbox"/>	<input type="checkbox"/>
			<input type="checkbox"/>	<input type="checkbox"/>	<input type="checkbox"/>
	720x580x495	300	<input type="checkbox"/>	<input type="checkbox"/>	<input type="checkbox"/>

PET



DP 250 KK	BOX DIMENSION KOLİ EBADI (mm)	UNIT/BOX ADET/KOLİ	<input type="checkbox"/>	<input type="checkbox"/>	<input type="checkbox"/>
H			<input type="checkbox"/>	<input type="checkbox"/>	<input type="checkbox"/>
90			<input type="checkbox"/>	<input type="checkbox"/>	<input type="checkbox"/>
	580x300x495	200	<input type="checkbox"/>	<input type="checkbox"/>	<input type="checkbox"/>

PET



DP 300 KK	BOX DIMENSION KOLİ EBADI (mm)	UNIT/BOX ADET/KOLİ	<input type="checkbox"/>	<input type="checkbox"/>	<input type="checkbox"/>
H			<input type="checkbox"/>	<input type="checkbox"/>	<input type="checkbox"/>
95			<input type="checkbox"/>	<input type="checkbox"/>	<input type="checkbox"/>
	580x350x570	200	<input type="checkbox"/>	<input type="checkbox"/>	<input type="checkbox"/>

PET



HEART CAKE CONTAINER KALP MODEL PASTA	BOX DIMENSION KOLİ EBADI (mm)	UNIT/BOX ADET/KOLİ	<input type="checkbox"/>	<input type="checkbox"/>	<input type="checkbox"/>
			<input type="checkbox"/>	<input type="checkbox"/>	<input type="checkbox"/>
	600x390x535	100	<input type="checkbox"/>	<input type="checkbox"/>	<input type="checkbox"/>

PET





SQUARE CAKE CONTAINER KARE PASTA KABI	BOX DIMENSION KOLİ EBADI (mm)	UNIT/BOX ADET/KOLİ	<input type="checkbox"/>	<input type="checkbox"/>	<input type="checkbox"/>
			<input type="checkbox"/>	<input type="checkbox"/>	<input type="checkbox"/>
	600x400x500	420	<input type="checkbox"/>	<input type="checkbox"/>	<input type="checkbox"/>







PET

UNLU MAMULLER

BAKERY PRODUCTS




			
PA 1500	BOX DIMENSION KOLİ EBADI (mm) 785x395x500	UNIT/BOX ADET/KOLİ 300	<input type="checkbox"/> <input type="checkbox"/> <input type="checkbox"/> <input checked="" type="checkbox"/> <input type="checkbox"/> <input type="checkbox"/> <input type="checkbox"/> <input type="checkbox"/> <input type="checkbox"/>

			
			
			
PA 1000	BOX DIMENSION KOLİ EBADI (mm) 465x420x415	UNIT/BOX ADET/KOLİ 450	<input type="checkbox"/> <input type="checkbox"/> <input type="checkbox"/> <input checked="" type="checkbox"/> <input type="checkbox"/> <input type="checkbox"/> <input type="checkbox"/> <input type="checkbox"/> <input type="checkbox"/>
H	35 45 60 70		

			
PA 1000 DK	BOX DIMENSION KOLİ EBADI (mm) 530x215x430	UNIT/BOX ADET/KOLİ 450	<input type="checkbox"/> <input type="checkbox"/> <input type="checkbox"/> <input checked="" type="checkbox"/> <input type="checkbox"/> <input type="checkbox"/> <input type="checkbox"/> <input type="checkbox"/> <input type="checkbox"/>

			
PA 1000 BK	BOX DIMENSION KOLİ EBADI (mm) 530x215x430	UNIT/BOX ADET/KOLİ 450	<input type="checkbox"/> <input type="checkbox"/> <input type="checkbox"/> <input checked="" type="checkbox"/> <input type="checkbox"/> <input type="checkbox"/> <input type="checkbox"/> <input type="checkbox"/> <input type="checkbox"/>



PET

PA 1000 YK	BOX DIMENSION KOLİ EBADI (mm)	UNIT/BOX ADET/KOLİ	<input type="checkbox"/> <input type="checkbox"/> <input type="checkbox"/>
	530x215x430	450	<input type="checkbox"/> <input type="checkbox"/> <input type="checkbox"/>



PET

PA 250 BK	BOX DIMENSION KOLİ EBADI (mm)	UNIT/BOX ADET/KOLİ	<input type="checkbox"/> <input type="checkbox"/> <input type="checkbox"/>
	520x470x435	400	<input type="checkbox"/> <input type="checkbox"/> <input type="checkbox"/>




PET

PA 250 DK	BOX DIMENSION KOLİ EBADI (mm)	UNIT/BOX ADET/KOLİ	<input type="checkbox"/> <input type="checkbox"/> <input type="checkbox"/>
	520x470x435	400	<input type="checkbox"/> <input type="checkbox"/> <input type="checkbox"/>



PET

PA 250 YK	BOX DIMENSION KOLİ EBADI (mm)	UNIT/BOX ADET/KOLİ	<input type="checkbox"/> <input type="checkbox"/> <input type="checkbox"/>
	570x470x535	400	<input type="checkbox"/> <input type="checkbox"/> <input type="checkbox"/>




PET

PA 350	BOX DIMENSION KOLİ EBADI (mm)	UNIT/BOX ADET/KOLİ	<input type="checkbox"/> <input type="checkbox"/> <input type="checkbox"/>
	540x430x615	400	<input type="checkbox"/> <input type="checkbox"/> <input type="checkbox"/>



PET

PA 450 YK	BOX DIMENSION KOLİ EBADI (mm)	UNIT/BOX ADET/KOLİ	<input type="checkbox"/> <input type="checkbox"/> <input type="checkbox"/>
	540x430x615	400	<input type="checkbox"/> <input type="checkbox"/> <input type="checkbox"/>




PET

PA 500 BK	BOX DIMENSION KOLİ EBADI (mm)	UNIT/BOX ADET/KOLİ	<input type="checkbox"/> <input type="checkbox"/> <input type="checkbox"/>
	600x365x470	500	<input type="checkbox"/> <input type="checkbox"/> <input type="checkbox"/>




PET

PA 500 YK	BOX DIMENSION KOLİ EBADI (mm)	UNIT/BOX ADET/KOLİ	<input type="checkbox"/> <input type="checkbox"/> <input type="checkbox"/>
	540x430x615	400	<input type="checkbox"/> <input type="checkbox"/> <input type="checkbox"/>




PET

BK 1000 H40	BOX DIMENSION KOLİ EBADI (mm)	UNIT/BOX ADET/KOLİ	<input type="checkbox"/>	<input type="checkbox"/>	<input type="checkbox"/>
	600x400x455	200	<input type="checkbox"/>	<input type="checkbox"/>	<input type="checkbox"/>



PET

BK 500 H40 KK	BOX DIMENSION KOLİ EBADI (mm)	UNIT/BOX ADET/KOLİ	<input type="checkbox"/>	<input type="checkbox"/>	<input type="checkbox"/>
	510x400x640	300	<input type="checkbox"/>	<input type="checkbox"/>	<input type="checkbox"/>



PET

PET/PE

PET/PE

DIMENSIONS / EBAT (mm)			BOX DIMENSION KOLİ EBADI (mm)	UNIT/BOX ADET/KOLİ	<input type="checkbox"/>	<input type="checkbox"/>	<input type="checkbox"/>
W	L	H			<input type="checkbox"/>	<input type="checkbox"/>	<input type="checkbox"/>
187	137	63	580x380x285	500	<input type="checkbox"/>	<input type="checkbox"/>	<input type="checkbox"/>



PET


BK 1000 H60-4	BOX DIMENSION KOLİ EBADI (mm)	UNIT/BOX ADET/KOLİ	<input type="checkbox"/>	<input type="checkbox"/>	<input type="checkbox"/>
	540x430x615	180	<input type="checkbox"/>	<input type="checkbox"/>	<input type="checkbox"/>



LID / KAPAK


PET

DIMENSIONS / EBAT (mm)		BOX DIMENSION KOLİ EBADI (mm)	UNIT/BOX ADET/KOLİ	<input type="checkbox"/>	<input type="checkbox"/>	<input type="checkbox"/>
W	L			<input type="checkbox"/>	<input type="checkbox"/>	<input type="checkbox"/>
187	137	600x400x500	500	<input type="checkbox"/>	<input type="checkbox"/>	<input type="checkbox"/>




PET

DIMENSIONS / EBAT (mm)			BOX DIMENSION KOLİ EBADI (mm)	UNIT/BOX ADET/KOLİ	<input type="checkbox"/>	<input type="checkbox"/>	<input type="checkbox"/>
W	L	H			<input type="checkbox"/>	<input type="checkbox"/>	<input type="checkbox"/>
164	164	50 80	60x400x500	260	<input type="checkbox"/>	<input type="checkbox"/>	<input type="checkbox"/>



PET

INNER DIMENSIONS (mm)			BOX DIMENSION KOLİ EBADI (mm)	UNIT/BOX ADET/KOLİ	<input type="checkbox"/>	<input type="checkbox"/>	<input type="checkbox"/>
KK	W	L H			<input type="checkbox"/>	<input type="checkbox"/>	<input type="checkbox"/>
İÇ ÖLÇÜ	210	100 30	600x550x265	250	<input type="checkbox"/>	<input type="checkbox"/>	<input type="checkbox"/>



PET

DIMENSIONS / EBAT (mm)			BOX DIMENSION KOLİ EBADI (mm)	UNIT/BOX ADET/KOLİ	<input type="checkbox"/>	<input type="checkbox"/>	<input type="checkbox"/>
KK	W	L H			<input type="checkbox"/>	<input type="checkbox"/>	<input type="checkbox"/>
	200	120 30	600x550x265	250	<input type="checkbox"/>	<input type="checkbox"/>	<input type="checkbox"/>



DIMENSIONS / EBAT (mm)			BOX DIMENSION KOLİ EBADI (mm)	UNIT/BOX ADET/KOLİ	Color Selection			
KK	W	L			H	Red	Yellow	Blue
	320	240	30	600x580x395	650	<input type="checkbox"/>	<input type="checkbox"/>	<input type="checkbox"/>



DIMENSIONS / EBAT (mm)			BOX DIMENSION KOLİ EBADI (mm)	UNIT/BOX ADET/KOLİ	Color Selection			
KK	W	L			H	Red	Yellow	Blue
	200	200	45	600x380x395	300	<input type="checkbox"/>	<input type="checkbox"/>	<input type="checkbox"/>




TRIANGLE SANDWICH	DIMENSIONS / EBAT (mm)			BOX DIMENSION KOLİ EBADI (mm)	UNIT/BOX ADET/KOLİ
	W	L	H		
	185	82	80	575x380x395	600




KK H40 L HOLE KK H40 L DELİKLİ	H	BOX DIMENSION KOLİ EBADI (mm)	UNIT/BOX ADET/KOLİ	Color Selection		
				Red	Yellow	Blue
	40	600x400x455	300	<input type="checkbox"/>	<input type="checkbox"/>	<input type="checkbox"/>



DIMENSIONS / EBAT (mm)		BOX DIMENSION KOLİ EBADI (mm)	UNIT/BOX ADET/KOLİ	Color Selection		
Ø	H			Red	Yellow	Blue
260	30	800x580x535	880	<input type="checkbox"/>	<input type="checkbox"/>	<input type="checkbox"/>






OCTAGONAL SEKİZGEN	W	H	BOX DIMENSION KOLİ EBADI (mm)	UNIT/BOX ADET/KOLİ	Color Selection		
					Red	Yellow	Blue
	275 mm	45-55 mm	340x440x550	110	<input type="checkbox"/>	<input type="checkbox"/>	<input type="checkbox"/>



DIMENSIONS / EBAT (mm)		BOX DIMENSION KOLİ EBADI (mm)	UNIT/BOX ADET/KOLİ	Color Selection		
4 BÖLMELİ 4 SECTIONS	H=30 Ø=260			Red	Yellow	Blue
		795x525x410	840	<input type="checkbox"/>	<input type="checkbox"/>	<input type="checkbox"/>



6 BÖLMELİ KAPAKLI KAP	DIMENSIONS / EBAT (mm)			BOX DIMENSION KOLİ EBADI (mm)	UNIT/BOX ADET/KOLİ
	W	L	H		
	220	150	80	585x310x445	200






OCTAGONAL 6 SECTIONS SEKİZGEN 6 BÖLMELİ	H	BOX DIMENSION KOLİ EBADI (mm)	UNIT/BOX ADET/KOLİ	<input type="checkbox"/>	<input type="checkbox"/>	<input type="checkbox"/>
	45-55	340x440x550	110	<input type="checkbox"/>	<input type="checkbox"/>	<input type="checkbox"/>



OCTAGONAL 6 SECTIONS SEKİZGEN 6 BÖLMELİ	H	BOX DIMENSION KOLİ EBADI (mm)	UNIT/BOX ADET/KOLİ	<input type="checkbox"/>	<input type="checkbox"/>	<input type="checkbox"/>
	45-55	340x440x550	110	<input type="checkbox"/>	<input type="checkbox"/>	<input type="checkbox"/>



DIMENSIONS / EBAT (mm)			BOX DIMENSION KOLİ EBADI (mm)	UNIT/BOX ADET/KOLİ	<input type="checkbox"/>	<input type="checkbox"/>	<input type="checkbox"/>
W	L	H			<input type="checkbox"/>	<input type="checkbox"/>	<input type="checkbox"/>
290	290	45	595x300x590	240	<input type="checkbox"/>	<input type="checkbox"/>	<input type="checkbox"/>



DIMENSIONS / EBAT (mm)			BOX DIMENSION KOLİ EBADI (mm)	UNIT/BOX ADET/KOLİ	<input type="checkbox"/>	<input type="checkbox"/>	<input type="checkbox"/>
W	L	H			<input type="checkbox"/>	<input type="checkbox"/>	<input type="checkbox"/>
390	305	50	595x400x630	260	<input type="checkbox"/>	<input type="checkbox"/>	<input type="checkbox"/>



SIZDIRMAZ / SOS KAPLARI

LEAKPROOF / SAUCE CONTAINERS



SK	DIMENSIONS / EBAT (mm)		BOX DIMENSION KOLİ EBADI (mm)	UNIT/BOX ADET/KOLİ	<input type="checkbox"/>	<input type="checkbox"/>	<input type="checkbox"/>
	CC				<input type="checkbox"/>	<input type="checkbox"/>	<input type="checkbox"/>
	70	100	500x525x405	1500	<input type="checkbox"/>	<input type="checkbox"/>	<input type="checkbox"/>



SK	DIMENSIONS / EBAT (mm)			BOX DIMENSION KOLİ EBADI (mm)	UNIT/BOX ADET/KOLİ	<input type="checkbox"/>	<input type="checkbox"/>	<input type="checkbox"/>
	CC					<input type="checkbox"/>	<input type="checkbox"/>	<input type="checkbox"/>
	250	375	500	660x495x530	1000	<input type="checkbox"/>	<input type="checkbox"/>	<input type="checkbox"/>



SK	DIMENSIONS / EBAT (mm)			BOX DIMENSION KOLİ EBADI (mm)	UNIT/BOX ADET/KOLİ	<input type="checkbox"/>	<input type="checkbox"/>	<input type="checkbox"/>
	CC					<input type="checkbox"/>	<input type="checkbox"/>	<input type="checkbox"/>
	750	1000	1250	670x510x500	600	<input type="checkbox"/>	<input type="checkbox"/>	<input type="checkbox"/>



SALATA KAPLARI

SALAD CONTAINERS





KS BK LID	BOX DIMENSION KOLİ EBADI(mm)	UNIT/BOX ADET/KOLİ	<input type="checkbox"/> <input type="checkbox"/> <input type="checkbox"/>
	585x385x570	300	<input type="checkbox"/> <input type="checkbox"/> <input type="checkbox"/> <input type="checkbox"/> <input type="checkbox"/> <input type="checkbox"/>

PET




KS	DIMENSIONS / EBAT (mm)			BOX DIMENSION KOLİ EBADI(mm)	UNIT/BOX ADET/KOLİ	<input type="checkbox"/> <input type="checkbox"/> <input type="checkbox"/>
	W	L	H			<input type="checkbox"/> <input type="checkbox"/> <input type="checkbox"/> <input type="checkbox"/> <input type="checkbox"/> <input type="checkbox"/>
	750	1000	1500	535x385x388	300	<input type="checkbox"/> <input type="checkbox"/> <input type="checkbox"/> <input type="checkbox"/> <input type="checkbox"/> <input type="checkbox"/>

PET



KK SK	DIMENSIONS / EBAT (mm)			BOX DIMENSION KOLİ EBADI(mm)	UNIT/BOX ADET/KOLİ	<input type="checkbox"/> <input type="checkbox"/> <input type="checkbox"/>
	W	L	H			<input type="checkbox"/> <input type="checkbox"/> <input type="checkbox"/> <input type="checkbox"/> <input type="checkbox"/> <input type="checkbox"/>
	190	190	80	600x380x390	200	<input type="checkbox"/> <input type="checkbox"/> <input type="checkbox"/> <input type="checkbox"/> <input type="checkbox"/> <input type="checkbox"/>

PET



YS	DIMENSIONS / EBAT (mm)			BOX DIMENSION KOLİ EBADI(mm)	UNIT/BOX ADET/KOLİ	<input type="checkbox"/> <input type="checkbox"/> <input type="checkbox"/>
	W	L	H			<input type="checkbox"/> <input type="checkbox"/> <input type="checkbox"/> <input type="checkbox"/> <input type="checkbox"/> <input type="checkbox"/>
	500	750	1000	600x400x500	300	<input type="checkbox"/> <input type="checkbox"/> <input type="checkbox"/> <input type="checkbox"/> <input type="checkbox"/> <input type="checkbox"/>

PET



KK SK	DIMENSIONS / EBAT (mm)			BOX DIMENSION KOLİ EBADI(mm)	UNIT/BOX ADET/KOLİ	<input type="checkbox"/> <input type="checkbox"/> <input type="checkbox"/>
	W	L	H			<input type="checkbox"/> <input type="checkbox"/> <input type="checkbox"/> <input type="checkbox"/> <input type="checkbox"/> <input type="checkbox"/>
	180	170	35-45	600x380x390	200	<input type="checkbox"/> <input type="checkbox"/> <input type="checkbox"/> <input type="checkbox"/> <input type="checkbox"/> <input type="checkbox"/>

PET






ambalaj KULÜBÜ



AMBALAJ KULÜBÜ

Makina Kalıp Plastik San. ve Tic. Ltd. Şti.

Kimya Sanayicileri O.S.B. Aydınlı Mah. Melek Aras Bulvarı, No:9 34953 Tuzla İstanbul TÜRKİYE

T: +90 216 540 34 10 F: +90 216 540 34 94  +90 549 278 26 12

www.ambalajkulubu.com.tr

E-mail: info@ambalajkulubu.com.tr

facebook.com/ambalajkulubu